

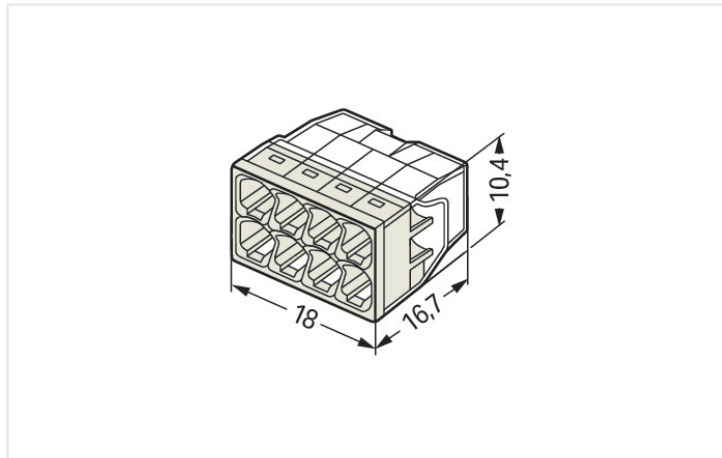
Fișă tehnică | Număr articol: 2273-208

Conector COMPACT; pentru conductori unifilari; max. 2,5 mm²; 8 conductori; carcasă transparentă; capac gri deschis; Temperatură aer ambiant: max 60°C (T60); 2,50 mm²; transparent

<https://www.wago.com/2273-208>



Culoare: transparent



Dimensions in mm

Advantages:

- Convenient wiring via extremely compact design
- Push-in termination of up to eight solid conductors
- Cross-section range: 0.5 ... 2.5 mm²
- Any combination of conductor sizes is possible
- PUSH WIRE® connection terminates solid ("s") copper conductors

Notes

Safety information 1

in grounded power lines

Electrical data

Ratings per IEC/EN

Ratings per	IEC/EN 60998
Nominal voltage (II/2)	450 V
Rated surge voltage (II/2)	4 kV
Rated current	24 A
Legend (ratings)	(II / 2) Δ Overvoltage category II / Pollution degree 2

Ratings per UL

Approvals per	UL 486C
Rated voltage (UL)	600 V
Rated current UL	20 A

Connection data

Total number of connection points	8
Total number of potentials	1

Connection 1

Connection technology	PUSH WIRE®
Actuation type	Push-in
Connectable conductor materials	Copper Aluminum

Connection 1

Connectable conductor materials (note)

Terminating Aluminum Conductors

WAGO spring clamp terminal blocks are suitable for solid aluminum conductors up to 4 mm²/12 AWG if WAGO "Alu-Plus" Contact Paste [249-130](#) is used for termination.

"Alu-Plus" Contact Paste Advantages:

- Automatically destroys the oxide film during clamping.
- Prevents fresh oxidation at the clamping point.
- Prevents electrolytic corrosion between aluminum and copper conductors (in the same terminal block).
- Provides long-term protection against corrosion.

For spring clamp connections with PUSH WIRE® connection technology, **WAGO recommends that the aluminum conductor first be cleaned** and then immediately inserted into the clamping unit filled with "Alu-Plus" contact paste.

It is also possible to apply WAGO "Alu-Plus" **additionally** on the whole surface of the aluminum conductor before termination.

Please note that the nominal currents must be adapted to the reduced conductivity of the aluminum conductors::

2.5 mm² = 16 A

4 mm² = 22 A

Solid conductor	0,5 ... 2,5 mm ² / 20 ... 16 AWG
Strip length	11 mm / 0.43 inci
Wiring direction	Side-entry wiring

Physical data

Width	18 mm / 0.709 inci
Height	10,4 mm / 0.409 inci
Depth	16,7 mm / 0.657 inci

Material data

Note (material data)	Information on material data can be found here
Color	transparent
Cover color	light gray
Flammability class per UL94	V2
Fire load	0.039 MJ
Weight	2.2 g

Environmental requirements

Ambient temperature (operation)	+60 °C
Continuous operating temperature	105 °C
Temperature marking per EN 60998	T60

Commercial data

Product Group	7 (Push Wire Conn.)
eCl@ss 10.0	27-14-11-04
eCl@ss 9.0	27-14-11-04
ETIM 7.0	EC000446
ETIM 6.0	EC000446
PU (SPU)	500 (50) Stück
Packaging type	Box
Country of origin VKOrg Germany	DE
GTIN	4050821027881
Customs tariff number VKOrg Germany	85369010000

Aprobări / certificate

Certificări locale specifice



Aprobare	Gama standard	Nume certificat
VDE VDE Prüf- und Zertifizierungsinstitut	EN 60998	40029794

Certificări transport



Aprobare	Gama standard	Nume certificat
ABS American Bureau of Shipping	-	15-HG1419918-PDA
DNV GL Det Norske Veritas, Germanischer Lloyd	EN 60998	TAE000015T
LR Lloyds Register	EN 60998	04/20013 (E8)

UL-Approvals



Aprobare	Gama standard	Nume certificat
cULus_Listed_667F Underwriters Laboratories Inc.	UL 486C	E69654

Descărcări

Documentation





Additional Information

Technical Section	pdf 2142.18 KB	↓
-------------------	-------------------	-------------------

Bid Text

2273-208	19.02.2019	xml 3.18 KB	↓
2273-208	17.05.2017	doc 24.50 KB	↓
ausschreiben.de 2273-208			↓

CAD/CAE-Data

CAD data	CAE data
2D/3D Models 2273-208 	EPLAN Data Portal 2273-208 
	WSCAD Universe 2273-208 
	ZUKEN Portal 2273-208 

1 Produse compatibile

1.1 Accesorii opționale

1.1.1 Mounting adapter

1.1.1.1 Mounting accessories

**Nr. articol: 2273-500**

Suport de montaj; pentru con. cu una și două linii; Seria 2273; pt mont. pe șină DIN 35/montare cu șurub; portocaliu

1.1.2 Tool

1.1.2.1 "Alu-Plus" contact paste

**Nr. articol: 249-130**

Seringă; Conținut: 20 ml de pastă de contact „Alu-Plus”


Note de instalare

Conductor termination



Strip solid conductor to 11 mm/0.43 inch (see marking).

The transparent housing shows if conductors are fully inserted; within the colored base, a clear port shows if the conductor's strip length is correct. Conductors are correctly stripped if the clear port shows no bare conductor on the unprinted connector side. Picture shows center conductor with exceeded strip length.




Termination: Insert the stripped solid conductor until it hits the backstop.



Removal: Hold conductor to be removed and twist alternately left and right while pulling the connector.

Testing



Testing via test port opposite to conductor entry.